


REBCO WINDOWS

*2,000 Thermal-Break
Aluminum Windows*

*25,000 Thermal-Break
Aluminum Windows*



REBCO

1171 - 1225 Madison Avenue, P.O. Box 2248, Paterson, NJ 07509 - 2248 **INCORPORATED**

NJ 973 - 684 - 0200 • NY 212 - 736 - 6435
Outside NY/NJ 800 - 777 - 0787 • FAX 973- 684 - 0118

e-mail: sales@REBCOinc.com • www.REBCOinc.com

TERMS & CONDITIONS OF SALE FOR REBCO STOCK LENGTHS, WINDOWS AND ENTRANCES

Unless otherwise agreed in writing, all proposals, quotations and sales are made upon the following terms and conditions. No modifications, changes, additions, deletions or suspensions will be binding upon REBCO. Any orders accepted by REBCO are conditioned upon the following terms and conditions of sale:

ORDER ACCEPTANCE AND DELIVERY

1. When accepted by REBCO, orders become binding contracts and any changes and/or cancellations are subject to charges for costs incurred.
2. In cases of strikes, fires, floods, snows, accidents, common carrier delays, failure of outside vendors to deliver materials or parts, and other problems beyond our control, REBCO assumes no responsibility nor economic liability for failure to meet planned delivery schedule. Every effort will be made to return to schedule as soon as possible following the event.
3. Delivery dates indicated in confirmation of order are approximate only and shall not subject the Company to any economic liability for failure to meet the approximate shipping schedule.
4. Title to materials sold shall pass to the buyer on delivery to common carrier at point of shipment, however, the seller shall retain a lien for payment on the materials so sold until the purchase price has been paid in full.
5. Back orders for material omitted from the original shipment because of shortage of stock or other conditions beyond our control, shall be on the same terms and conditions of sale as if it were included in the original shipment.

PRICES AND QUOTATIONS

1. Prices are subject to change without notice. In the event of a price change, orders on hand shall be invoiced at the prices in effect at the time orders are shipped.
2. Prices quoted herein are List Prices, unless otherwise specified, and are subject to discount prevailing at the time orders were received.
3. Prices are F.O.B. point of manufacture. No allowances shall be made for transportation charges.
4. Quotations unless otherwise noted are subject to placement of orders within 30 days. Changes in prices that have been made for materials included in quotations shall become effective at the end of the 30 day period.
5. REBCO Inc. will not be responsible for any losses sustained by purchasers through the use of an obsolete price list or pages thereof.
6. Taxes or other government charges upon the manufacture, sale or shipment of materials listed herein as imposed by Federal, State or Municipal authority shall be added to the price to be paid by the purchaser.

PAYMENT

1. Other than for cash or C.O.D. accounts, terms of sale are net 30 days.
2. Past due accounts shall be subject to an interest charge of 1-1/5% per month on the unpaid balance.
3. Back charges for repairs or alterations will not be allowed unless specifically accepted in advance in writing by REBCO, Inc. We shall not assume backcharges for labor or materials required on the job site due to inaccuracies caused by the use of templates for cut-outs or dealer approved drawings and dimensions.
4. Cancellations of custom work will not be accepted without charges for labor, materials and related expenses.

CLAIMS

1. Purchaser shall immediately check all materials on receipt and any damages, defects, shortages or improper character shall be reported to REBCO Inc. in writing within five days of receipt of said material. Failure to so notify shall constitute waiver of any claim against REBCO Inc. for such conditions.
2. In no event shall REBCO Inc. be responsible for any damage arising from the use of damaged, defective or improper character of materials.
3. Any material deemed defective which is covered under our warranty shall be repaired or replaced under the terms of a warranty. Labor or other expenditure incurred by the purchaser or any other party in consequence of such a material defect cannot be claimed.

RETURNED MATERIAL

1. Returned material shall not be accepted unless previously authorized, and documented on a Return Goods Report ticket. The returned material must be accompanied by the Return Goods Report. Material must be returned within 30 days from receipt of ticket.
2. Credits will not be allowed for unclean and improperly wrapped material or material which has been cut or damaged.
3. Returned material shall be subject to Company inspection. Credit for saleable material shall be allowed at the invoiced price less a 15% minimum handling charge.
4. Transportation costs on returned material shall be prepaid by the buyer.

GENERAL

1. Unless otherwise specified, entrances will be provided with M.S. lock, 2 cylinders, standard push/pull, flush bolts on inactive doors, glazing pocket for 1/4" glass, and 1-3/4" x 4-1/2" framing.
2. In an effort to maintain the most current styles and latest design innovations, we may find it necessary to change details without notice.
3. Special hardware may require modifications to our standard products which can change the look of a product, be it windows, doors or entrances. If a particular style is to be maintained please notify us.
4. Hardware furnished by others must be in the plant before an order is placed into fabrication. A delay in the timely receipt of purchaser supplied hardware will delay accordingly, shipment of an order. Expediting hardware will be the responsibility of the purchaser. Any expense incurred to modify and/or to repair hardware which is inaccurate or defective will be charged to the buyer. Any defects or inaccuracies related to hardware by others will be resolved by the purchaser and the hardware supplier. It is the responsibility of the purchaser to ascertain whether or not the custom hardware to be provided can be used with the entrances being ordered.
5. Ordering the materials, hardware and entrances acceptable by local building and fire codes is the responsibility of the purchaser.
6. REBCO, Inc. is not responsible for typographic errors or errors of omission in this catalog.

PURCHASER'S RESPONSIBILITIES

1. The purchaser accepts responsibility for ordering material which will conform to all of the local, state and federal building codes as well as to A.D.A. standards.
2. All materials shall be installed by experienced mechanics and shall conform to the highest standards of the industry, i.e. all materials shall be set in their proper locations, plumb, level, square, clean and be provided a solid anchoring surface.
3. Fasteners, where exposed, shall be aluminum, stainless steel or plated steel in accordance with ASTM A164. Perimeter anchors shall be aluminum or steel providing the steel is properly isolated from the aluminum. Where aluminum sections are placed in contact with steel, concrete, plaster, or other dissimilar materials, the entire aluminum surface of contact shall be back painted with a heavy coat of approved bituminous paint.
4. All joints between the aluminum framing and the wood or masonry shall be sealed in order to secure a watertight installation. *NOTE: REBCO, Inc. does not normally provide structural support of the framing system, trim, and/or metal sub sills. REBCO may at its option and if requested to do so, provide one or more of these options if they are specified by the purchaser.*
5. The purchaser shall protect the aluminum entrance, window and/or frame material and finish against damage from construction activities and harmful substances. Upon completion of construction, the purchaser and/or general contractor shall be responsible for cleaning the aluminum with plain water containing mild soap or detergent or a petroleum product such as white gasoline, kerosene, or distillate. No abrasive agent shall be used.

WINDOW FABRICATION PRICING

FOR STIFFENER & MULLIONS WITH STIFFENER

2000 & 25000 SERIES		stiffeners only (no loose mullions) attached to multiple units all joined together as one large unit.		loose mullions with stiffeners attached to mullion for individual units mullied together on the job.	
		STD.	BRZ.	STD.	BRZ
up to 5' - 0"		No stiffener required		No extra stiffener required	
up to 8' - 0"	2" x 2" stiffener				
up to 10' - 0"	2" x 3" stiffener				
up to 12' - 0"	2" x 4" stiffener				

NOTE: Above information on sizes of stiffeners to be used is an approximation. Exact sizes will be determined by location, centerlines of windows to be joined, wind loads, etc.

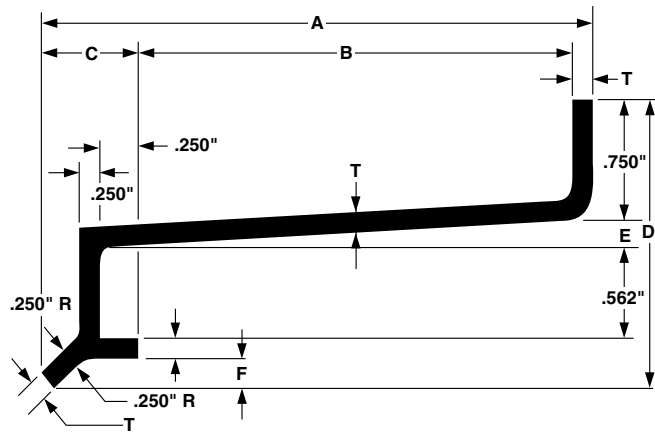
*These items are not stocked and will be quoted on an individual order basis.

Stiffeners in white painted finish are not stocked and will be quoted on an individual basis.

WINDOW SILLS

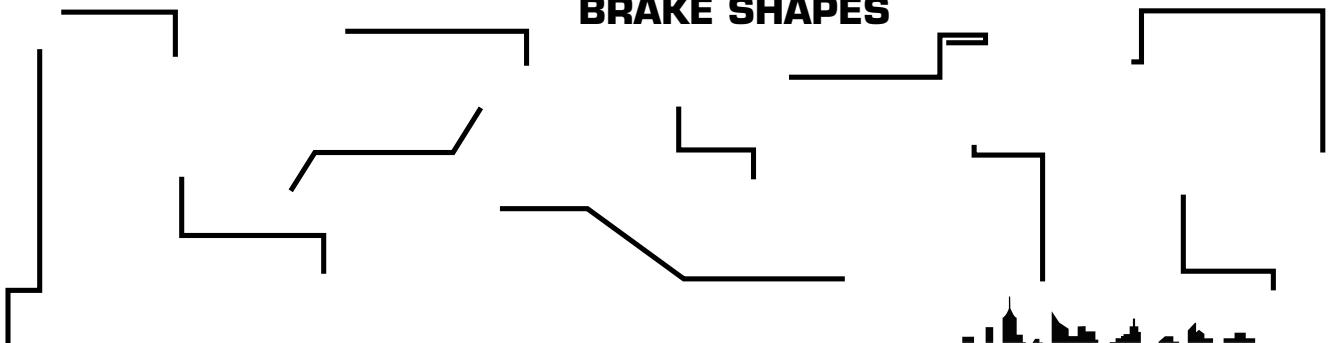
Price and Availability
per inquiry

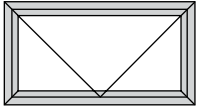
**ALL WINDOW ORDERS
REQUIRE 1/3 DEPOSIT**



PART #	A	B	C	D	E	F	T
54684	3.500	2.750	.625	1.814	.188	.188	.125
54685	4.000	3.250	.625	1.844	.219	.188	.125
54687	5.000	4.250	.625	1.906	.281	.188	.125
54688	5.500	4.750	.625	1.938	.312	.188	.125
54689	6.000	5.250	.625	1.969	.344	.188	.125
54690	6.562	5.750	.656	2.000	.375	.188	.156
54693	9.125	8.250	.688	2.223	.535	.250	.188

BRAKE SHAPES

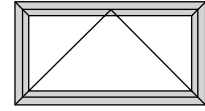




PROJECT-IN HOPPER

2000 SERIES

(2" profile)



PROJECT-OUT VENT

CLEAR ANODIZED, WHITE PAINT								
UP TO		24"	30"	36"	40"	48"	54"	60"
HEIGHT	16"							
	20"							
	26"							
	34"							
	42"							

DARK BRONZE ANODIZED								
UP TO		24"	30"	36"	40"	48"	54"	60"
HEIGHT	16"							
	20"							
	26"							
	34"							
	42"							

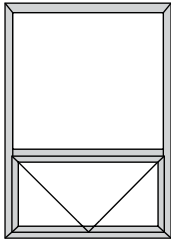
Glass snap-on moulding and inside vinyl are provided with units.

SET-UP CHARGES: Each different size or type of window will require a set-up charge.

When ordering, please provide the following information:

- Sketch with tip-to-tip sizes
- State thickness of glass windows are to be prepped for (1/4", 5/8" or 1")
- Finish
- Series 2000 is normally available with Equal Leg. Unequal Leg available on special order.
- Prep for inside glazing
- With or without screens?

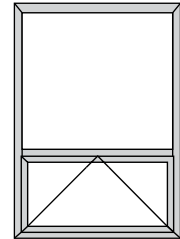
DEPOSIT: At least 1/3 Deposit Required for All Window Orders.



FIXED/HOPPER

2000 SERIES

Combination – Fixed / Operating Units



FIXED/VENT

CLEAR ANODIZED, WHITE PAINT								
UP TO		24"	30"	36"	40"	48"	54"	60"
HEIGHT	36"							
	48"							
	60"							
	72"							
	84"							
	96"							

DARK BRONZE ANODIZED								
UP TO		24"	30"	36"	40"	48"	54"	60"
HEIGHT	36"							
	48"							
	60"							
	72"							
	84"							
	96"							

Glass snap-on moulding and inside vinyl are provided with units.

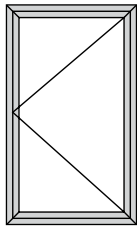
NOTE: Minimum operator height is 12"

STANDARD FABRICATION procedure for fixed/operating combination units:

- from 36" to 96" high, operating portion will be 18" high (unless otherwise noted)
- maximum operator height 42"

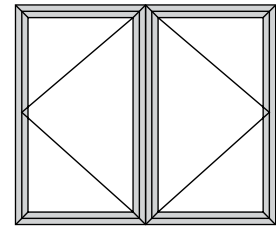
CUSTOM FABRICATION:

The Hopper/Vents in combination units can be made to specific heights (up to 42") upon request.



2000 SERIES CASEMENT

NOTE: Casements are handed. When viewed from outside, advise if hinge left swingout (right hand) or hinge right swingout (left hand).



SINGLE

PAIRS

CLEAR ANODIZED, WHITE PAINT				
UP TO	↓ →	24"	30"	36"
H E I G H T	24"			
	30"			
	36"			
	40"			
	48"			
	54"			
	60"			

CLEAR ANODIZED, WHITE PAINT						
UP TO	↓ →	48"	54"	60"	66"	72"
H E I G H T	24"					
	30"					
	36"					
	40"					
	48"					
	54"					
	60"					

DARK BRONZE ANODIZED				
UP TO	↓ →	24"	30"	36"
H E I G H T	24"			
	30"			
	36"			
	40"			
	48"			
	54"			
	60"			

DARK BRONZE ANODIZED						
UP TO	↓ →	48"	54"	60"	66"	72"
H E I G H T	24"					
	30"					
	36"					
	40"					
	48"					
	54"					
	60"					

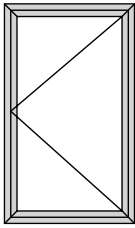
Glass snap-on moulding and inside vinyl are provided with units.

SET-UP CHARGES: Each different size or type of window will require a set-up charge.

For information required when placing orders see page 4.

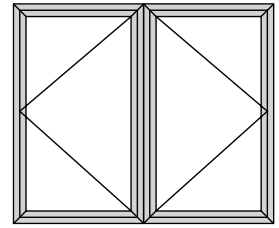
NOTE: See Special Instructions sent with windows which show the proper method for glazing casements.

DEPOSIT: At least 1/3 Deposit Required for All Window Orders.



25000 SERIES CASEMENT

NOTE: Casements are handed. When viewed from outside, advise if hinge left swingout (right hand) or hinge right swingout (left hand).



SINGLE

PAIRS

CLEAR ANODIZED, WHITE PAINT				
UP TO ↓ →	24"	30"	36"	
HEIGHT	24"			
	30"			
	36"			
	40"			
	48"			
	54"			
	60"			

CLEAR ANODIZED, WHITE PAINT					
UP TO ↓ →	48"	54"	60"	66"	72"
HEIGHT	24"				
	30"				
	36"				
	40"				
	48"				
	54"				
	60"				

DARK BRONZE ANODIZED				
UP TO ↓ →	24"	30"	36"	
HEIGHT	24"			
	30"			
	36"			
	40"			
	48"			
	54"			
	60"			

DARK BRONZE ANODIZED					
UP TO ↓ →	48"	54"	60"	66"	72"
HEIGHT	24"				
	30"				
	36"				
	40"				
	48"				
	54"				
	60"				

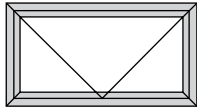
Glass snap-on moulding and inside vinyl are provided with units.

SET-UP CHARGES: Each different size or type of window will require a set-up charge.

For information required when placing orders see page 4.

NOTE: See Special Instructions sent with windows which show the proper method for glazing casements.

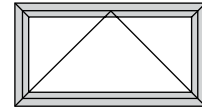
DEPOSIT: At least 1/3 Deposit Required for All Window Orders.



PROJECT-IN HOPPER

25000 SERIES

(2-1/2" profile)



PROJECT-OUT VENT

CLEAR ANODIZED, WHITE PAINT								
UP TO	↓ →	24"	30"	36"	40"	48"	54"	60"
HEIGHT	16"							
	20"							
	26"							
	34"							
	42"							

DARK BRONZE ANODIZED								
UP TO	↓ →	24"	30"	36"	40"	48"	54"	60"
HEIGHT	16"							
	20"							
	26"							
	34"							
	42"							

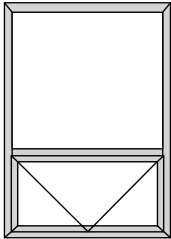
Glass snap-on moulding and inside vinyl are provided with units.

SET-UP CHARGES: Each different size or type of window will require a set-up charge.

When ordering, please provide the following information:

- Sketch with tip-to-tip sizes
- State thickness of glass windows are to be prepped for (5/8" or 1")
- Finish
- Equal or Unequal Leg
 - If Unequal Leg (is long leg inside or outside?)
 - (are dimensions long or short leg dimensions?)
- Prep for inside glazing
- With or without screens?


DEPOSIT: At least 1/3 Deposit Required for All Window Orders.



FIXED/HOPPER

25000 SERIES

Combination – Fixed / Operating Units



FIXED/VENT

CLEAR ANODIZED, WHITE PAINT								
UP TO		24"	30"	36"	40"	48"	54"	60"
HEIGHT	36"							
	48"							
	60"							
	72"							
	84"							
	96"							

DARK BRONZE ANODIZED								
UP TO		24"	30"	36"	40"	48"	54"	60"
HEIGHT	36"							
	48"							
	60"							
	72"							
	84"							
	96"							

Glass snap-on moulding and inside vinyl are provided with units.

NOTE: Minimum operator height is 12"

STANDARD FABRICATION procedure for fixed/operating combination units:

- from 36" to 96" high, operating portion will be 18" high (unless otherwise noted)
- maximum operation height is 42"

CUSTOM FABRICATION:

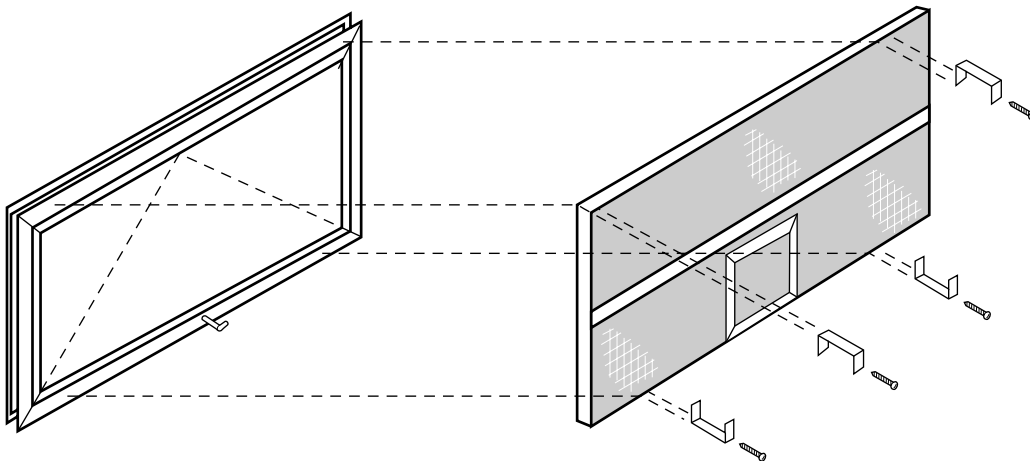
The Hopper/Vents in combination units can be made to specific heights (up to 42") upon request.

SCREENS FOR PROJECT OUT VENTS

CLEAR ANODIZED								
UP TO		24"	30"	36"	40"	48"	54"	60"
H E I G H T	16"							
	20"							
	26"							
	34"							
	42"							

WHITE OR DARK BROWN PAINT								
UP TO		24"	30"	36"	40"	48"	54"	60"
H E I G H T	16"							
	20"							
	26"							
	34"							
	42"							

NOTE: Dark Bronze Anodize and other finishes available upon request.



SET-UP CHARGES: All orders are subject to set-up charges for each different size screen.

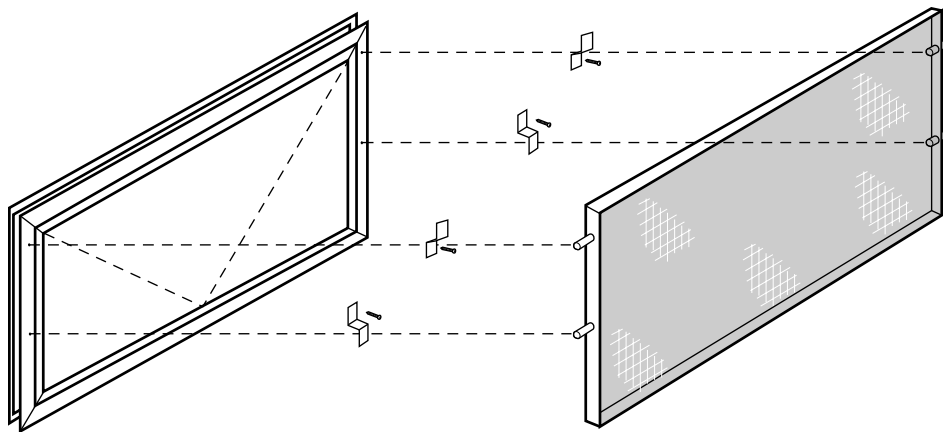
DEPOSIT: At least 1/3 Deposit Required for All Window Orders.

SCREENS FOR PROJECT IN HOPPERS

CLEAR ANODIZED								
UP TO	↓ →	24"	30"	36"	40"	48"	54"	60"
H E I G H T	16"							
	20"							
	26"							
	34"							
	42"							

WHITE OR DARK BROWN PAINT								
UP TO	↓ →	24"	30"	36"	40"	48"	54"	60"
H E I G H T	16"							
	20"							
	26"							
	34"							
	42"							

NOTE: Dark Bronze Anodize and other finishes available upon request.



SET-UP CHARGES: All orders are subject to set-up charges for each different size screen.

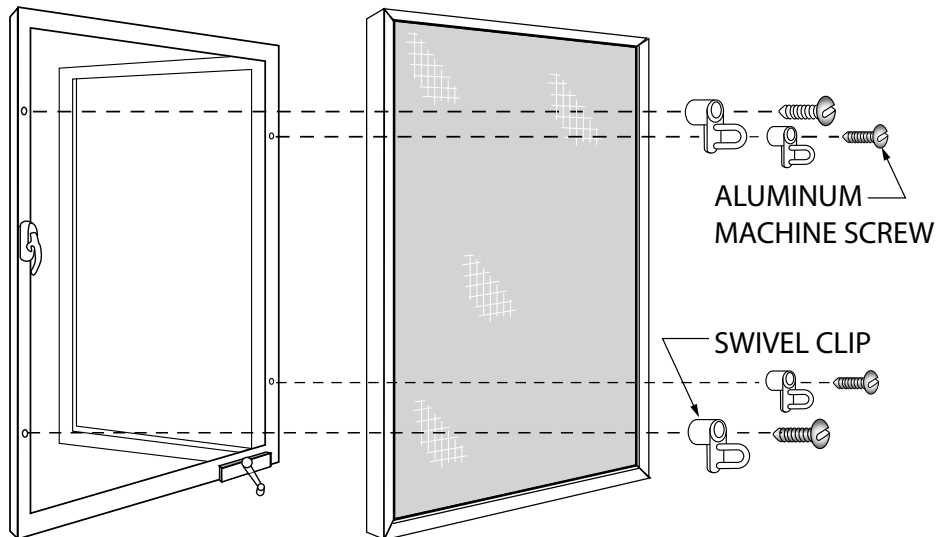
DEPOSIT: At least 1/3 Deposit Required for All Window Orders.

SCREENS FOR CASEMENTS

CLEAR ANODIZED								
UP TO	↓ →	24"	30"	36"	40"	48"	54"	60"
W I D T H	18"							
	24"							
	30"							
	36"							

WHITE OR DARK BROWN PAINT								
UP TO	↓ →	24"	30"	36"	40"	48"	54"	60"
W I D T H	18"							
	24"							
	30"							
	36"							


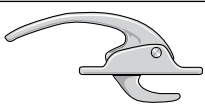



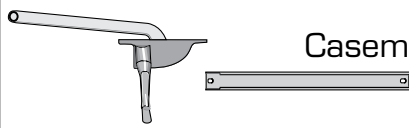

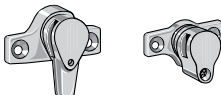


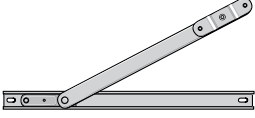

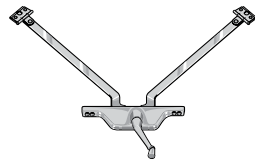
NOTE: Dark Bronze Anodize and other finishes available upon request.



SET-UP CHARGES: All orders are subject to set-up charges for each different size screen.

DEPOSIT: At least 1/3 Deposit Required for All Window Orders.

WHITE BRONZE WINDOW HARDWARE

PART NO.	DESCRIPTION	CLEAR	BRONZE
25-101	 P.O. Vent Strike		
25-102	 Casement Locking Handle		
25-103L 25-103R	 P.O. Vent Handle (handed) left hand shown		
25-104	 Casement Locking Handle Strike		
25-106L 25-106R	 P.I. Hopper Handle (handed) right hand shown		
25-107L 25-107R	 Casement Roto Operator Assembly (includes Channel, handed)		
25-108	 P.I. Hopper Strike or Custodial Lock Strike		
25-109 25-109H	 Custodial Lock For Vent For Hopper		
25-111	 S.S. Removable Handle for Custodial Lock		
25-112	 Casement Butt Hinge		
25-113	 Limit Arms (limits opening up to 90°)		
25-114L 25-114R	 Pole Type P.I. Hopper Handle		
25-115	 Under Screen Roto Operator Assembly for Project Out Vent (channel & Roto handle included)		

**ALL WINDOW ORDERS REQUIRE
AT LEAST 1/3 DEPOSIT**

PART NO.	DESCRIPTION	CLEAR	BRONZE
25-116	Window Pole 6' - 0"		
25-117	Pole End Only		
25-120	Duplex Casement Locking Assembly		
4-BAR HINGE - LIST PRICE PER PAIR (For One Vent or Hopper)			
10"		20"	
12"		24"	
16"		28"	

		CLEAR	BRONZE	BRZ. PAINT
20-STIF-0		Mill finish		
25-240				
11-275 F 20-275 G				
11-275 F 25-275 G				
11-300 20-301				
11-300 25-301				
11-305				

ALL WINDOW ORDERS REQUIRE AT LEAST 1/3 DEPOSIT