

STOCK LENGTHS

August 2010



REBCO'S IN FRONT!!!



**Flush Glazing, Pressure Wall,
Division Bar, Tubes, Angles,
Channels, Bars, Sheets & Panels**

REBCO

1171 - 1225 Madison Avenue, P.O. Box 2248, Paterson, NJ 07509 - 2248
NJ 973 - 684 - 0200 • NY 212 - 736 - 6435
Outside NY/NJ 800 - 777 - 0787 • FAX 973 - 684 - 0118

INCORPORATED

TERMS & CONDITIONS OF SALE FOR REBCO STOCK LENGTHS, WINDOWS AND ENTRANCES

Unless otherwise agreed in writing, all proposals, quotations and sales are made upon the following terms and conditions. No modifications, changes, additions, deletions or suspensions will be binding upon REBCO. Any orders accepted by REBCO are conditioned upon the following terms and conditions of sale:

ORDER ACCEPTANCE AND DELIVERY

1. When accepted by REBCO, orders become binding contracts and any changes and/or cancellations are subject to charges for costs incurred.
2. In cases of strikes, fires, floods, snows, accidents, common carrier delays, failure of outside vendors to deliver materials or parts, and other problems beyond our control, REBCO assumes no responsibility nor economic liability for failure to meet planned delivery schedule. Every effort will be made to return to schedule as soon as possible following the event.
3. Delivery dates indicated in confirmation of order are approximate only and shall not subject the Company to any economic liability for failure to meet the approximate shipping schedule.
4. Title to materials sold shall pass to the buyer on delivery to common carrier at point of shipment, however, the seller shall retain a lien for payment on the materials so sold until the purchase price has been paid in full.
5. Back orders for material omitted from the original shipment because of shortage of stock or other conditions beyond our control, shall be on the same terms and conditions of sale as if it were included in the original shipment.

PRICES AND QUOTATIONS

1. Prices are subject to change without notice. In the event of a price change, orders on hand shall be invoiced at the prices in effect at the time orders are shipped.
2. Prices quoted herein are List Prices, unless otherwise specified, and are subject to discount prevailing at the time orders were received.
3. Prices are F.O.B. point of manufacture. No allowances shall be made for transportation charges.
4. Quotations unless otherwise noted are subject to placement of orders within 30 days. Changes in prices that have been made for materials included in quotations shall become effective at the end of the 30 day period.
5. REBCO Inc. will not be responsible for any losses sustained by purchasers through the use of an obsolete price list or pages thereof.
6. Taxes or other government charges upon the manufacture, sale or shipment of materials listed herein as imposed by Federal, State or Municipal authority shall be added to the price to be paid by the purchaser.

PAYMENT

1. Other than for cash or C.O.D. accounts, terms of sale are net 30 days.
2. Past due accounts shall be subject to an interest charge of 1-1/5% per month on the unpaid balance.
3. Back charges for repairs or alterations will not be allowed unless specifically accepted in advance in writing by REBCO, Inc. We shall not assume backcharges for labor or materials required on the job site due to inaccuracies caused by the use of templates for cut-outs or dealer approved drawings and dimensions.
4. Cancellations of custom work will not be accepted without charges for labor, materials and related expenses.

CLAIMS

1. Purchaser shall immediately check all materials on receipt and any damages, defects, shortages or improper character shall be reported to REBCO Inc. in writing within five days of receipt of said material. Failure to so notify shall constitute waiver of any claim against REBCO Inc. for such conditions.
2. In no event shall REBCO Inc. be responsible for any damage arising from the use of damaged, defective or improper character of materials.
3. Any material deemed defective which is covered under our warranty shall be repaired or replaced under the terms of a warranty. Labor or other expenditure incurred by the purchaser or any other party in consequence of such a material defect cannot be claimed.

RETURNED MATERIAL

1. Returned material shall not be accepted unless previously authorized, and documented on a Return Goods Report ticket. The returned material must be accompanied by the Return Goods Report. Material must be returned within 30 days from receipt of ticket.
2. Credits will not be allowed for unclean and improperly wrapped material or material which has been cut or damaged.
3. Returned material shall be subject to Company inspection. Credit for saleable material shall be allowed at the invoiced price less a 15% minimum handling charge.
4. Transportation costs on returned material shall be prepaid by the buyer.

GENERAL


















1. Unless otherwise specified, entrances will be provided with M.S. lock, 2 cylinders, standard push/pull, flush bolts on inactive doors, glazing pocket for 1/4" glass, and 1-3/4" x 4-1/2" framing.
2. In an effort to maintain the most current styles and latest design innovations, we may find it necessary to change details without notice.
3. Special hardware may require modifications to our standard products which can change the look of a product, be it windows, doors or entrances. If a particular style is to be maintained please notify us.
4. Hardware furnished by others must be in the plant before an order is placed into fabrication. A delay in the timely receipt of purchaser supplied hardware will delay accordingly, shipment of an order. Expediting hardware will be the responsibility of the purchaser. Any expense incurred to modify and/or to repair hardware which is inaccurate or defective will be charged to the buyer. Any defects or inaccuracies related to hardware by others will be resolved by the purchaser and the hardware supplier. It is the responsibility of the purchaser to ascertain whether or not the custom hardware to be provided can be used with the entrances being ordered.
5. Ordering the materials, hardware and entrances acceptable by local building and fire codes is the responsibility of the purchaser.
6. REBCO, Inc. is not responsible for typographic errors or errors of omission in this catalog.

PURCHASER'S RESPONSIBILITIES









1. The purchaser accepts responsibility for ordering material which will conform to all of the local, state and federal building codes as well as to A.D.A. standards.
2. All materials shall be installed by experienced mechanics and shall conform to the highest standards of the industry, i.e. all materials shall be set in their proper locations, plumb, level, square, clean and be provided a solid anchoring surface.
3. Fasteners, where exposed, shall be aluminum, stainless steel or plated steel in accordance with ASTM A164. Perimeter anchors shall be aluminum or steel providing the steel is properly isolated from the aluminum. Where aluminum sections are placed in contact with steel, concrete, plaster, or other dissimilar materials, the entire aluminum surface of contact shall be back painted with a heavy coat of approved bituminous paint.
4. All joints between the aluminum framing and the wood or masonry shall be sealed in order to secure a watertight installation. *NOTE: REBCO, Inc. does not normally provide structural support of the framing system, trim, and/or metal sub sills. REBCO may at its option and if requested to do so, provide one or more of these options if they are specified by the purchaser.*
5. The purchaser shall protect the aluminum entrance, window and/or frame material and finish against damage from construction activities and harmful substances. Upon completion of construction, the purchaser and/or general contractor shall be responsible for cleaning the aluminum with plain water containing mild soap or detergent or a petroleum product such as white gasoline, kerosene, or distillate. No abrasive agent shall be used.

REBCO, Inc. is not responsible for typographical errors or errors of omission in this catalog.

TUBULAR MEMBERS — All lengths 24'- 0" except as noted.




PART NO.	DESCRIPTION	WALL THICKNESS	CLEAR (-1)	DK. BRNZ. (-2)	BLACK (-5)
1010	 1" x 1" Tube	.092			
1515	 1-1/2" x 1-1/2" Tube	.125			
1717L	 1-3/4" x 1-3/4" Tube	.093			
2010	 1" x 2" Tube	.125			
2020	 2" x 2" Tube	.125			
3010	 1" x 3" Tube	.125			
3015L	 1-1/2" x 3" Tube .092 Wall	.092			
3017	 1-3/4" x 3" Tube	.125			
3020	 2" x 3" Tube	.125			
3030	 3" x 3" Tube	.125			
4010	 1" x 4" Tube	.125			
4017	 1-3/4" x 4" Tube	.090			
4020	 2" x 4" Tube	.125			
4040L	 4" x 4" Tube	.093			
4517L	 1-3/4" x 4-1/2" Tube	.094			
4520	 2" x 4-1/2" Tube	.094			
4545	 4-1/2" x 4-1/2" Tube	.093			

TUBULAR MEMBERS











PART NO.	DESCRIPTION	WALL THICKNESS	CLEAR (-1)	DK. BRNZ. (-2)
5017	 1-3/4" x 5" Tube	.125		
5020	 2" x 5" Tube	.125		
5030	 3" x 5" Tube	.125		
6017	 1-3/4" x 6" Tube	.125		
6020	 2" x 6" Tube	.125		
8020	 2" x 8" Tube	.125		
4517 OH	 1-3/4" x 4-1/2" Tube for COC Header			
45-OHF	 1/8" x 4-1/4" Filler Plate for 4517 OH 12' - 0' Length			

ALL LENGTHS 24'-0" EXCEPT AS NOTED – EXTRUSIONS SHOWN AT 1/8th SCALE

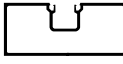












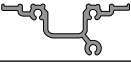

FASCIA

PART NO.	DESCRIPTION	WALL THICKNESS	CLEAR (-1)	DK. BRNZ. (-2)	BLACK (-5)	PAINT
48-106L	 4-1/2" Fluted Fascia 24' Lengths					
48-105L	 4-1/2" T Fascia					Discontinued
48-108	 4-1/2" Box Fascia					Discontinued

FIN TUBING SYSTEM

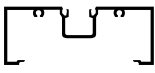
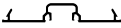

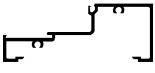

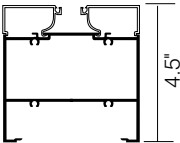
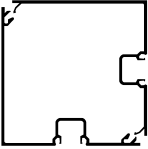


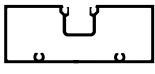




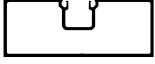
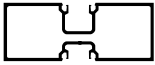

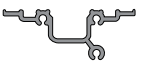

4017L	 1-3/4" x 4" Tube Reg. Wall	.090				
4017FSS	 1-3/4" x 4" 1 Fin Tube S	.063 wall				Discontinued
4017FFSS	 1-3/4" x 4" 2 Fin Tube S	.063 wall				
4040L	 4" x 4" Tube	.093				
22-023D	 1/2" x 1/2" Channel with Holes					Discontinued
22-023	 1/2" x 1/2" Channel					
CMB	 Combo Screw – Stainless (Suggested Clip & Framing Screw) #12 x 24 x 3/4"					
MLD	 For Use with 22-023D #6 x 1"					
72-132	 1-1/2" x 1-1/2" 1/8" Angle					
74-474	 1-1/2" x 1-1/2" x 1-1/2" 1/8" Channel					

TOP LOAD – 1-3/4" x 4" Flush Glazing System (5/8" Wide Pocket)

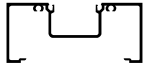


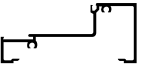

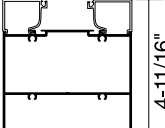
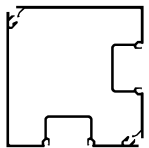







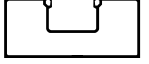
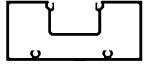


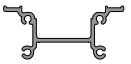

PART NO.	DESCRIPTION	CLEAR (-1)	DK. BRNZ. (-2)	
T4017-R	 1-3/4" x 4" 1 Pocket Tube			
T4017-RR	 1-3/4" x 4" 2 Pocket Tube			
T4017-SR	 1-3/4" x 4" Sill Tube			
T4-SS-SQ	 Sill Snap On			
45-SUS	 Sub Sill			
T4x4-RRM	 4" x 4" 2 Pocket Corner Tube (Pockets can be located at 90° or 180°)			
T40-DS	 Snap in Door Stop (Pile Not Included)			
41-061	 Pile For Door Stop T40-DS			
T450-PF	 Pocket Filler			
42-3585	 Glazing Vinyl for 1/4" Glass			
CLP	 Clip Screw #10 x 1-3/4"			
CMB	 Combo – Stainless Self Tapping #12 x 24 x 3/4"			
SCS	 Special Screw used under Sill Cap #12 x 24 x 3/8"			
T40-RR-C	 T4017 RR Clip, 10'-0"			MILL FINISH ONLY
T40-SR-C	 T4017 SR Clip, 10'-0"			

ALL LENGTHS 24'-0" EXCEPT AS NOTED – EXTRUSIONS SHOWN AT 1/8th SCALE

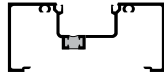
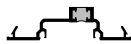
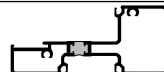
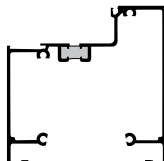

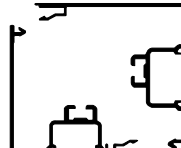



TOP LOAD – 1-3/4" x 4-1/2" Flush Glazing System (5/8" Wide Pocket)

PART NO.	DESCRIPTION	CLEAR (-1)	DK. BRNZ. (-2)	BLACK (-5)	WHITE (-4)
T 4517-RB	 1-3/4" x 4-1/2" Pocket Tube Open Back				
T 45-RF	 Snap in Back w/Pocket				
T 45-FF	 Snap in Flat Back			MILL FINISH ONLY	
T 4517-SB	 Open Back Sill				
T SS-SQ	 Sill Snap				
T 4545-SB	 Sill (Snap not included)				
T 4545-RM	 4-1/2" x 4-1/2" Pocket Corner Type (Pocket can be located at 90° or 180°)				
45-SUS	 Sub Sill				
T 450-PF	 Pocket Filler				
T4517-RX	 1-3/4" x 4-1/2" Single Pocket w/Screw Spline				
CLP	 Clip Screw #10 x 1-3/4"				
42-3585	 Glazing Vinyl For 1/4" Glass (Used Both in Front/Back)				
T 450-DS	 Snap in Door Stop				
41-061	 Pile For Door Stop T 450-DS				
T 4517-R	 1-3/4" x 4-1/2" Single Pocket				
T 4517-RR	 1-3/4" x 4-1/2" Double Pocket				
T 4517-SR	 1-3/4" x 4-1/2" Sill				
T-RR-C	 Single/Double Pocket Clip 10'			MILL FINISH ONLY	
T-SR-C	 Sill Clip 10'			MILL FINISH ONLY	


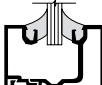
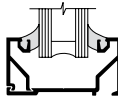
TOP LOAD – 2" x 4-1/2" Flush Glazing System (1-3/8" Wide Pocket)

PART NO.	DESCRIPTION	CLEAR (-1)	DK. BRNZ. (-2)	BLACK (-5)	WHITE (-4)
T 4521-RB	 2" x 4-1/2" Pocket Tube Open Back				
T 451-RF	 Snap in Back w/Pocket				
T 45-FF	 Snap in Flat Back			MILL FINISH	
T 4521-SB	 Open Back Sill				
T LSS	 Sill Snap				
T 4545-SB	 Sill (Snap not included)				
T 14545-M	 4-1/2" x 4-1/2" Pocket Corner Type (Pocket can be located at 90° or 180°)				
45-SUS	 Sub-Sill				
T 451-PF	 Pocket Filler				
T451-PR	 Pocket Reducer for 1/4" Glass				
CLP	 #10 x 1-3/4" Clip Screws				
42-3585	 Glazing Vinyl For 1" Glass (Used Both in Front/Back)				
T 451-DS	 Snap in Door Stop				
41-061	 Pile For Door Stop T40-DS				
T 4521-R	 2" x 4-1/2" Single Pocket				
T 4521-RX	 2" x 4-1/2" Single Pocket				
T 4521-RR	 2" x 4-1/2" Double Pocket				
T 4521-SR	 2" x 4-1/2" Sill				
TI-RR-C	 Single/Double Pocket Clip 10'			MILL FINISH ONLY	
TI-SR-C	 Sill Clip 10'				

TOP LOAD – 2" x 4-1/2" Thermal Flush Glazing System (For 1" Glass)

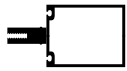











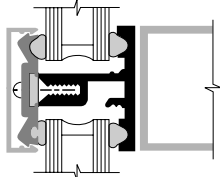
PART NO.	DESCRIPTION	CLEAR (-1)	DK. BRNZ. (-2)	BLACK (-5)	WHITE (-4)
A 4521-RB	 2" x 4-1/2" Thermal Break Single Pocket Tube				
A 451-RF	 Snap in Back w/Thermal Break & Pocket				
A 4521-SR	 2" x 4-1/2" Thermal Break Sill				
A 4545-SB	 4-1/2" H, Thermal Break Sill				
T LSS	 Sill Snap				
A 4545-M	 4-1/2" x 4-1/2" Thermal Break Pocket Corner Type (Pocket can be located 90° or 180°) 180° – 2 of same			Male	Male
				Female	Female
42-3585	 Glazing Vinyl for 1" glass (Used Both in Front & Back)				
T 451-PR	 Pocket Reducer for 1/4" Glass				
A451-SUS	 Thermal Sub-Sill				

SASH

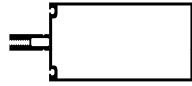












PART NO.	DESCRIPTION	CLEAR (-1)	DK. BRNZ. (-2)	Black	White
22-841	 Snap on Sash for 1/4" Glass with Vinyl				
22-842T	 Snap on Sash for 1/4" Glass with Vinyl				
22-620T	 Snap on Sash for 1" Glass with Vinyl				

ALL LENGTHS 24'-0" EXCEPT AS NOTED –
EXTRUSIONS SHOWN AT 1/8 SCALE SASH SHOWN AT 1/4 SCALE








PRESSURE WALL SYSTEM – 2" Wide

PART NO.	DESCRIPTION	CLEAR (-1)	DK. BRNZ. (-2)	
40-207	 2-1/2" Deep Mullion			
40-206	 4-1/2" Deep Mullion			
40-205	 Pressure Plate			Mill
40-229	 5/8" Snap On Cover for 40-205 Pressure Plate			
42-800	 Sponge Vinyl for 40-200 Series			
42-801	 Vinyl Insulator for 40-205			
40-210	 Pocket Filler			
40-203	 Reducer for 1/4" Glazing			
40-204	 Clip - 10' length			Mill
PCS	 Pressure Wall Clip Screw #12 x 24 x 3/4"			
PWS	 Pressure Plate Screw 1/4" x 20 x 3/4"			
40-212	 Pressure Wall Perimeter Clip			Mill
40-209	 To be applied to any 2" tube (add 40-205 and 40-229 to complete this assembly)			

PRESSURE WALL SYSTEM – 2-1/2" Wide











PART NO.	DESCRIPTION	CLEAR (-1)	DK. BRNZ. (-2)	
40-254	 4-1/2" Deep Mullion			
40-257	 5-1/2" Deep Mullion			
40-260	 Pressure Plate			Mill
40-261	 Cover for 40-250 Series			
42-840	 Sponge Vinyl for 2-1/2" System used on Pressure Plate and Cap Area			
42-800	 Sponge Vinyl for 40-200 Series used on Mullion			
42-802	 6' Strips Vinyl Insulator			
40-259	 Pocket Filler			
40-258	 Reducer for 1/4" Glazing			
74-486-A	 1-3/8" x 2-1/4" x 1-3/8" Channel 12' lengths			Mill
PCS	 Pressure Wall Clip Screw #12 x 24 x 3/4"			
PWS	 Pressure Plate Screw 1/4" x 20 x 3/4"			
40-212	 Pressure Wall Perimeter Clip			Mill
	2-1/2" P.W. End Dam – Gray			Gray

THRESHOLD

PART NO.	DESCRIPTION	Mill			
62-040	 18'- 1", 4" Threshold				
62-050	 18'- 1", 5" Threshold				
62-057P	 15' 4" Panic Threshold Weathering not included				
62-058W	 18' 1", 1/2" x 4-1/2" Threshold Not for O/S Pivot Doors Weathering not included				
62-060	 18'- 1", 6" Threshold				
62-070	 18'- 1", 7" Threshold				
TH-C-O	 Threshold Clip (12' length)				

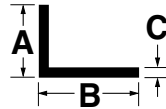
ALL THRESHOLDS ARE SOLD IN LENGTHS OF 18' - 1"
Unless otherwise noted.

BAR STOCK

PART NO.	DESCRIPTION	(-1) CLEAR	(-2) DK. BRNZ.	
70-100	 1/8" x 1"			
70-150	 1/8" x 1-1/2"			
70-175	 1/8" x 1-3/4"			
70-200	 1/8" x 2"			
70-210	 3/16" x 3/4"			
70-310	 1/4" x 1-1/2"			
70-320	 1/4" x 2"			
70-375	 1/2" x 1-1/2"			
70-380	 1/2" x 2" Radius Corners			
51-201	 15' - 0" Push Bar Stock (Not to scale)			

ALL BAR STOCK 16'-0" LONG, EXCEPT AS NOTED -
BAR STOCK SHOWN AS 1/4 SIZE DETAILS

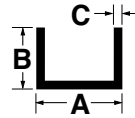
ANGLES



PART NO.	DESCRIPTION	"A"	"B"	"C"	CLEAR (-1)	DK. BRNZ. (-2)	
72-100	L	1/2"	1/2"	1/16"			
72-104	L	1/2"	1/2"	1/8"			
72-112	L	3/4"	3/4"	1/16"			
72-116	L	3/4"	3/4"	1/8"			
72-120	L	1"	1"	1/16"			
72-124	L	1"	1"	1/8"			
72-128	L	1-1/4"	1-1/4"	1/8"			
72-132	L	1-1/2"	1-1/2"	1/8"			
72-136	L	1-3/4"	1-3/4"	1/8"			
72-140	L	2"	2"	1/8"			
73-113	L	1/2"	1-1/2"	1/8"			
73-117	L	3/4"	1"	1/8"			
73-125	L	3/4"	1-1/2"	1/8"			
73-129	L	1"	1-1/2"	1/8"			
73-133	L	1"	2"	1/8"			
73-137	L	1"	3"	1/8"			

ALL LENGTHS 24'-0" EXCEPT AS NOTED – EXTRUSIONS SHOWN AT 1/4 SCALE





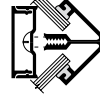
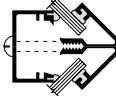
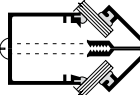

CHANNELS














PART NO.	DESCRIPTION	"A"	"B"	"C"	CLEAR (-1)	DK. BRNZ. (-2)	I. D.
74-404		1/2"	1/2"	1/8"			1/4"
74-406		1/2"	3/4"	1/16"			3/8"
74-414		5/8"	3/4"	3/32"			7/16"
74-430		3/4"	3/4"	.078			19/32"
74-434		3/4"	3/4"	1/8"			1/2"
74-438		1"	1/2"	1/8"			3/4"
74-442		1"	3/4"	1/8"			3/4"
74-446		1"	1"	1/8"			3/4"
74-448		1"	2"	1/8"			3/4"
74-450		1-1/4"	1/2"	1/8"	Mill Only		1"
74-462		1-1/4"	1-1/4"	1/8"			1"
74-466		1-1/2"	3/4"	1/8"			1-1/4"
74-470		1-1/2"	1"	1/8"			1-1/4"
74-474		1-1/2"	1-1/2"	1/8"			1-1/4"
74-478		1-3/4"	3/4"	1/8"			1-1/2"
74-484		2"	1"	1/8"			1-3/4"

ALL LENGTHS 24'-0" EXCEPT AS NOTED – EXTRUSIONS SHOWN AT 1/4 SCALE

DIVISION BAR ASSEMBLIES

PART NO.	DESCRIPTION	CLEAR (-1)	DK. BRNZ. (-2)	
26-515	 1" Division Bar Assembly (includes 48" vinyl and screws)			
26-525	 1-3/4" Division Bar Assembly			
26-553	 Light Division Bar Assembly (includes 48" vinyl and screws)			
42-260	 Division Bar Vinyl (includes 48" vinyl and screws)			
26-303	 Light Corner Bar Assembly (includes 48" vinyl and screws)			
26-313	 1" Back Corner Bar Assembly (includes 48" vinyl and screws)			
26-323	 1-3/4" Back Corner Bar Assembly (includes 48" vinyl and screws)			
42-256	 Bulb Vinyl for Corner Bar Face Only			

DIVISION BAR COMPONENTS

26-172D	 1/2" X 1-3/4" Snap on Receiver			
26-905	 1-3/4" Wide Divider Bar Receiver			
26-913	 Screw Receiver for Snap on Divider Bars	MILL FINISH ONLY		
26-955	 90° Corner Bar Face			
26-977	 1-3/4" Wide Snap on for 26-172			
26-985D	 1-3/4" x 1" Division Bar Back			
26-987D	 1-3/4" x 1-3/4" Division Bar Back			
28-172	 1/2" x 1-3/4" Snap on Assembly			
SCR-553	 10-24 x 3/4" Screw for 26 - 553			
SCR-515	 10-24 x 1-1/2" Screw for 26 - 515			
SCR-525	 10-24 x 2-1/4" Screw for 26 - 525			

DETAILS SHOWN NOT TO SCALE

SHEETS

PART NO.	GAUGE	DESCRIPTION	CLEAR ANOD. (-1)	DK. BRZ. ANOD. (-2)	DK. BRZ. PAINT	BLACK ANOD. (-5)	WHITE PAINT (-4)
80-325	.032	4 x 10					
80-425	.040	4 x 10					
80-625	.063	4 x 10					
80-925	.125	4 x 10					








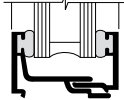
PANELS









FINISH		1/4"						1"					
		ONE SIDE			TWO SIDE			ONE SIDE			TWO SIDE		
		1-4	5-6	10	1-4	5 Plus		1-4	5-6	10	1-4	5 Plus	
4' X 8' PANELS	Painted Brown	X	X	X	X	X		X	X	X	X	X	
		X	X	X	QPE-2T-3	QPE-2T-3		X	X	X	OPE-2T-3	OPE-2T-3	
	Painted White	X	X	X	X	X		X	X	X	X	X	
		X	X	X	QPE-2T-4	QPE-2T-4		X	X	X	OPE-2T-4	OPE-2T-4	
	Painted Grey	X	X	X	X	X		X	X	X	X	X	
		X	X	X	QPE-2T-9	QPE-2T-9		X	X	X	OPE-2T-9	OPE-2T-9	
4' X 10' PANELS	Painted Brown	X	X	X	X	X		X	X	X	X	X	
		X	X	X	QPT-2T-3	QPT-2T-3		X	X	X	X	X	
	Painted White	X	X	X	X	X		X	X	X	X	X	
		X	X	X	X	X		X	X	X	X	X	
	Painted Grey	X	X	X	X	X		X	X	X	X	X	
		X	X	X	QPT-2T-9	QPT-2T-9		X	X	X	X	X	

X = ITEMS NOT STOCKED, BUT AVAILABLE IN QUANTITIES IN APPROXIMATELY 3 WEEKS.
CALL FOR A QUOTE.

MISCELLANEOUS – DETAILS SHOWN NOT TO SCALE

PART NO.	DESCRIPTION	CLEAR (-1)	DK. BRNZ. (-2)	BLACK (-5)	WHITE (-4)
42-017	 7/16" x 1-1/2" Door Stop w/Pile Weather Strip				
42-018	 1/2" x 2" Door Stop w/Vinyl Weather Strip				
42-019	 1/2" x 2" Snap-On Door Stop w/Vinyl Weather Strip and 26-911 clip				
26-911	 Snap on Clip for 42-019 door stop - mill finish	mill finish only			
41-063	 White or Black Door Nosing Pile				
41-161	 Snap on Glazing Beads w/Vinyl for Door for 1/4" Glass. 20' - 0"				
41-165	 Snap on Glazing Beads w/Vinyl for Door for 1" Glass. 20' - 0"				
41-265A	 2 piece glazing member, w/vinyl, providing extra height for coverage of most spacers for 1" Glass. 20' - 0"				

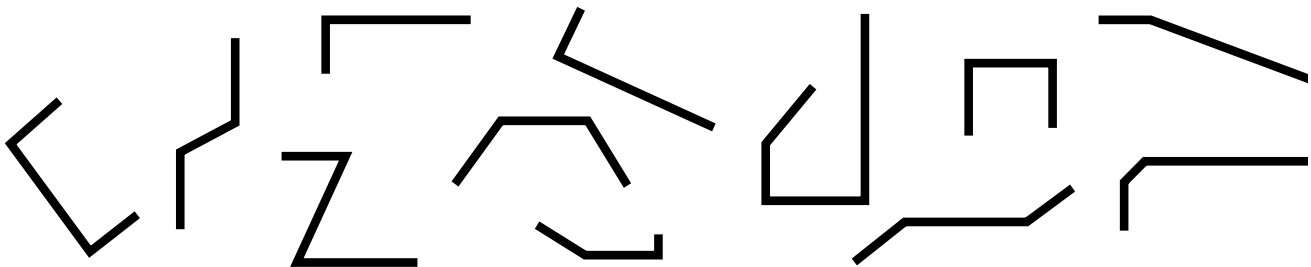
MISCELLANEOUS - DETAILS SHOWN NOT TO SCALE

PART NO.	DESCRIPTION	CLEAR (-1)	DK. BRNZ. (-2)	BLACK (-5)	WHITE (-4)
32-505	 Showcase Door Corner Clip	Discontinued			
32-503	 Showcase Door Extrusion	Discontinued			
32-520	 Showcase Frame Extrusion	Discontinued			
SCL-1	 Showcase Lock	Discontinued			
66-404	 72" Continuous Piano Hinge (Light Duty)	Discontinued			
28-400	 16' - 0" Louver Extrusion 1-1/2" Deep				

SPECIAL ORDER SILLS

Custom Alcoa sills quoted upon request

BRAKE SHAPES



This is a small sample of shapes, call for prices and availability for the unique shape you need.