

THE BASIC THREE

All REBCO doors are constructed with a reinforcing anchor block which is coin punched, interlocked, bolted and then welded with a 100% deep penetration weld.

A non-seamed 10" rail is available for all Series as is a variety of horizontal and vertical intermediate rails.

Top quality door pile is used on all REBCO doors as an effective thermal barrier. This is one of the many features that make the REBCO door superior for operation under all weather conditions.

NARROW STILE – Super Strength Series N Door

REBCO's Narrow Stile Door, with the proper accessories, will give you consistent trouble-free operation in moderate or light traffic areas. REBCO's Narrow Stile Door is well-suited to meet the demands of many custom hardware applications and is the door by which others are measured.

3½" MEDIUM STILE – Super Strength Series M Door

REBCO's Medium Stile Door, with a 6½" bottom rail, is the right answer when strength is needed to handle the heavy traffic generated by supermarkets, schools, and other high population installations.

5" WIDE STILE – Super Strength Series W Door

REBCO's Wide Stile Door has the design and construction capabilities to handle the most severe traffic conditions that can be imposed on any entrance door. This entrance complements strong, monumental style buildings and will easily accept most types of custom hardware.



NARROW STILE



3½" MEDIUM STILE



5" WIDE STILE



Call REBCO today for more information and a free copy of our detailed product catalog. For the perfect entrance . . .

REBCO's in Front!



RUGGED FRP DOORS

The FRP Door is ideal for heavy traffic areas. Inside the scratch and stain resistant FRP (Fiberglass Reinforced Polyester) face sheet is an aluminum subframe and foam core which enable the door to withstand constant abuse and deflect damaging accidental impact and vandalism.

- Continuous Pin & Barrel Hinges
- Heavy Duty Structural Components
- Adjustable Hinge for Hard-to-Fit Existing Frames
- Custom Door Sizes Readily Available
- 22" x 30" Halflite, 6" x 30" Narrow Lite, or 10" x 10" Vision Lites are available, call for custom sizes.
- Call for details on custom hardware applications.

RUGGED CONSTRUCTION

High Density Urethane Core

Foamed-in-place – Resists dents by cushioning impacts.

Fiberglass Reinforced Polyester (FRP)


Pebble finish will not chip or fade and is impact resistant.

Five Member, Heavy Walled Subframe

Mortise tenon joints and multi-point fastening provide strength and rigidity.

Aluminum Trim Caps

Fully Replaceable heavy duty aluminum extrusions.



OTHER FINE REBCO PRODUCTS

Whatever your needs, from narrow stile to FRP doors or entrances – hoppers, vents, casement and fixed windows – storefront systems – sheets or panels – angles, bars – channels or stock lengths, REBCO offers the products you need to meet your specifications. REBCO stocks the largest selection of architectural aluminum shapes in the New York Metropolitan area, and serves the glass industry from coast to coast!

Outside NY/NJ: 800-777-0787
 NJ: 973-684-0200
 NY: 212-736-6435
 FAX: 973-684-0118
 WEB: www.REBCOinc.com



1171-1225 Madison Avenue
 P.O. Box 2248
 Paterson, New Jersey 07509-2248

Made in U.S.A. Design by L.E. Designers, Inc. © 11/2000, REBCO, INC.



REBCO ARCHITECTURAL DOORS



CUSTOM CAPABILITIES, SUPERIOR SERVICE

FROM TRADITIONAL TO CONTEMPORARY STYLING ...




When it comes to special projects, our 100,000 square foot factory is furnished with the necessary equipment to efficiently fabricate to your exacting specifications.

REBCO is a terrific resource available to you with a simple phone call. We can help you with the design of your project and we can even provide you with shop drawings.

When you want distinctive entrances, REBCO's custom color, sizes and detailing can help make your projects notable and profitable.


At REBCO, custom finishes are our specialty. Our standard finishes are Dark Bronze, Clear, and Black Anodized as well as a White Painted coating. Custom anodizing including Light Bronze, Medium Bronze, and Champagne are available on request. Custom paint finishes are also available.



The Rialto Door

COME TO THE SOURCE, REBCO

Here are some of your design options. REBCO will help you harness your imagination.



We can manufacture with an unlimited variety of custom painted colors — Radical Reds — Vivacious Yellows — Brilliant Blues. We can even make the door two tone; one color to coordinate with the building's interior and the other to compliment the exterior.

When it comes to custom detailing, REBCO's skilled craftsmen are eager to meet your latest challenges. We'll fabricate entrances with special grids and panels to enhance the building's appearance and tailor the door to specific applications. Likewise, special push-pull hardware can be installed to handle your specifications or design requirements. We'll even create subtle or dramatic two-tone effects with special finishes and complementing or contrasting glazing beads. All of our doors are fabricated from the three basic stiles making it easy for you to customize your own door! We'll be happy to speak with you about your requirements.

