




Rebco's in Front!!!



SERIES 1100 Architectural Windows

Craftsmanship
Durability
Elegance





SERIES 1100 Aluminum Thermal Break Windows

Aluminum Double Hung Tilt Windows

REBCO THERMA-BARRIER Windows combine superior construction for durability and ease of operation . . . with the energy economy and all-weather comfort of the Therma-Barrier thermal barrier system.

Special thermal insulation in extruded aluminum perimeters and mullions creates a defensive barrier against heat flow, and when combined with insulating glass, there is a marked reduction in condensation on both glazing frames.

REBCO THERMA-BARRIER Windows feature:

- Product Series Number: 1100
- Frame Depth: 3-1/4"
- Dimension Limitation: Minimum: W = 14" H = 16", Maximum: W = 50" H = 99"
- Applications: Commercial, Residential
- Glass Unit Thickness: 7/8"

SPECIFICATIONS

OPERATION – Sash shall be counterbalanced to remain in place during operation. Both sash shall tilt in for cleaning exterior glass surface.

MATERIALS – All extrusions shall be Prime-Alloy 6063-T5 and shall be thermally broken by a high density and low thermal conductive material. Rigid vinyls are used in construction for added thermal improvement. Sill has a main wall thickness of 0.078". Jamb, heads, mullions, stiles and rails shall have a main wall thickness of 0.062". Rails shall be tubular profile.

FRAME CONSTRUCTION – Frames shall have integral screen tracks. All corners shall be coped and butt joined and mechanically fastened with two stainless steel screws per corner. Frame depth shall be 3.250". Frames with 1-1/2" extended fins are available.

SASH CONSTRUCTION – All sash corners shall be coped and butt-joined and mechanically fastened with two stainless steel screws per corner. The lift on lower sash shall be rounded at its corners. Sash shall be interlocked at meeting rails and augmented with two additional weatherstrippings.

GLAZING – Both sash shall utilize 7/8" thick insulating glass consisting of two sheets of 3/32" thick clear annealed glass and a desiccant filled non-metallic spacer system (Duralite insulating unit). Both sash shall be marine glazed with the glass unit set in a wrap-around vinyl glazing channel.

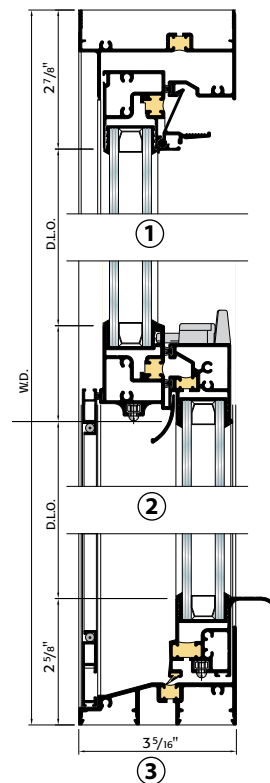
SCREEN CONSTRUCTION – Standard screen shall be a half screen. The screen rails shall be extruded of aluminum with all corners keyed. The screen frame shall be fitted with 18 x 16 mesh rewireable charcoal fiberglass screen cloth by a flexible spline.

HARDWARE – Sash balances shall be factory calibrated spiral balances. Balance rods shall be inserted into the slot of the shoe which lock in place once sash is tilted in. Sash lock shall be finished either white or black. Sash lock shall be fastened at the lock rail by two self-tapping screws.

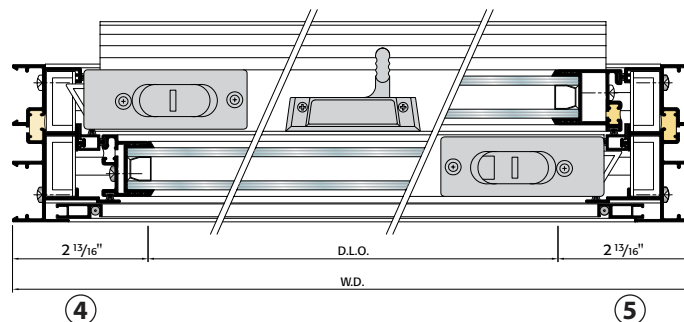
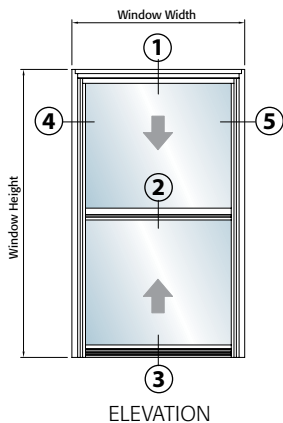
WEATHERSTRIPPING – High-density woven pile shall be used in combination with continuous polyethylene rigid seal to minimize air infiltration.

FINISH – All exposed surfaces shall receive either a Quaker Bronze or White electrostatically baked-on finish (the painting process is preceded by a nonchromate conversion coating for proper adherence), or a Clear Anodized finish.

OPTIONS – Between glass grids – Colonial, Georgian and Diamond aluminum in white, bronze or two tone (green-white or bronze-white), are available. Applied grids are also available. Glazing – Swiggle glass units, obscure wire, clear wire, frosted, Low-E, Argon filled Low-E and special tempered glass can be used. Full screen, oriel and cottage windows are available. Double lock, custom colors are available.



DETAILS AT 1/4 SCALE





Aluminum Horizontal Sliding Windows

REBCO THERMA-BARRIER Windows combine superior construction for durability and ease of operation . . . with the energy economy and all-weather comfort of the Therma-Barrier thermal barrier system.

Cosmetically appealing, energy-efficient, maintenance-free aluminum windows add value to any investment and greatly reduce operating costs. With its ability to withstand abuse, all maintenance costs are kept to a minimum. Heating and cooling savings are improved with noise reduction being an added bonus. No other window can boast such money saving features.

REBCO THERMA-BARRIER Windows feature:

- Product Series Number: 1102
- AAMA Rating: HS-LC45
- Frame Depth: 3-1/4"
- Dimension Limitation: 2-Lite(6002) Minimum: W=24" H=12", Maximum: W=80" H=66"
3-Lite(6003) Minimum: W=46" H=12", Maximum: W=120" H=66"
- Applications: Light Commercial, Residential
- Glass Unit Thickness: 7/8"

SPECIFICATIONS

OPERATION – Sash shall slide side to side during operation. Both sash shall lift out for cleaning exterior glass surface.

MATERIALS – All extrusions shall be Prime-Alloy 6063-T5 and shall be thermally broken by a high density and low thermal conductive material. Rigid vinyls are used in construction for added thermal improvement. Sill has a main wall thickness of 0.078". Jamb, heads, mullions, stiles and rails shall have a main wall thickness of 0.062". Rails shall be tubular profile.

FRAME CONSTRUCTION – Frames shall have integral screen tracks. All corners shall be coped and butt joined and mechanically fastened with two stainless steel screws per corner. Frame depth shall be 3.250". Frames with 1 1/2" extended fins are available.

SASH CONSTRUCTION – All sash corners shall be coped and butt-joined and mechanically fastened with two stainless steel screws per corner. The push and pull rail of each sash shall be rounded at its corners. Sash shall be interlocked at meeting rails and augmented with two additional weatherstrippings.

GLAZING – Both sash shall utilize 7/8" thick insulating glass consisting of two sheets of 3/32" thick clear annealed glass and a desiccant filled non-metallic spacer system (Duralite insulating unit). Both sash shall be marine glazed with the glass unit set in a wrap-around vinyl glazing channel.


SCREEN CONSTRUCTION – Standard screen shall be a half screen. The screen rails shall be extruded of aluminum with all corners keyed. The screen frame shall be fitted with 18 x 16 mesh rewireable charcoal fiberglass screen cloth by a flexible spline.

HARDWARE – Each sash shall have two brass bearing rollers recessed into the bottom. Sash lock shall be finished either white or black. Sash lock shall be fastened at the lock rail by two self-tapping screws.

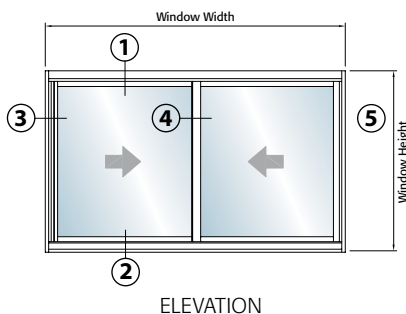
WEATHERSTRIPPING – High-density woven pile shall be used in combination with continuous polyethylene rigid seal to minimize air in filtration.

FINISH – All exposed surfaces shall receive either a Quaker Bronze or White electrostatically baked-on finish (the painting process is preceded by a nonchromate conversion coating for proper adherence), or a Clear Anodized finish.

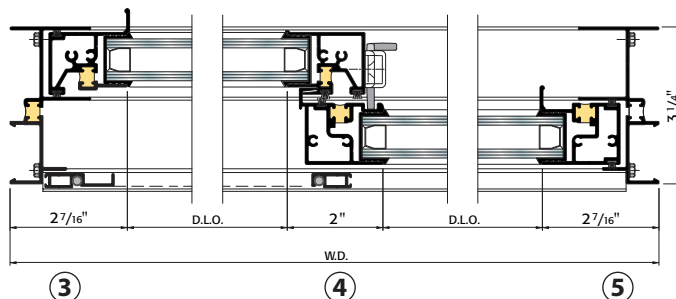
OPTIONS – Between glass grids – Colonial, Georgian and Diamond aluminum in white, bronze or two tone (green-white or bronze-white), are available. Applied grids are also available. Glazing – Swiggle glass units, obscure wire, clear wire, frosted, Low- E, Argon filled Low-E and special tempered glass can be used. Full screen, oriel and cottage windows are available. Double lock, custom colors are available.



DETAILS AT 1/4 SCALE



ELEVATION



SERIES 1100 Aluminum Thermal Break Windows

Cosmetically appealing, energy-efficient, maintenance-free aluminum windows add value to any investment and greatly reduce operating costs. With its ability to withstand abuse, all maintenance costs are kept to a minimum. Heating and cooling savings are improved with noise reduction being an added bonus. No other window can boast such money saving features!

Structural Framing – The sash and frame are thick .062 gauge, rigid aluminum that gives the window its strength and durability. Noted for its structural ability, it can be used in an array of applications.

Thermal Break Barrier – All aluminum framing members have special thermal materials in the middle to stop the transfer of cold from outside to inside.

Multiple Weatherstripping – Weatherstripping is applied at all the key points around the sash and frame to protect against rain, high winds, dust and dirt.

Superior-Design Glazing – A full 7/8" thick insulating glass with dead air space between the panes reduces heating and cooling losses and minimizes condensation. High performance and other glazing options are also available.

Easy Cleaning Designs – Both sashes tilt-in on double hung windows, slider windows lift out for safe, easy cleaning from inside.

Finish – The windows are available in Quaker Bronze paint, white paint and clear anodize.

Technical Standards – The window has been put through rigorous testing and meets all government agencies requirements for air, water, and structural performance. Test reports can be furnished upon request.

Versatile – This window has an array of profiles that can be adapted to it so that different installation scenarios can be addressed.


Superior Design – A clip at the top of the window prevents the top panel from sliding down during operation of the bottom panel.

GLASS OPTIONS

Tempered Glass - Heat treated glass that shatters into pebble-sized pieces instead of larger shards to reduce the risk of injury.

Obscure Glass - Textured glass that provides a translucent effect for added privacy.

Tinted Glass - A slight shading of color (Grey or bronze) helps control intense sun light and helps reduce the sun's heat.



Tempered Glass



Obscure Glass



Grey Tinted Glass



Bronze Tinted Glass

Other Fine Rebco Products

Whatever your needs, from casement and fixed windows to hoppers and vents – standard and custom designer entrances – narrow to wide stile to FRP doors – sliding and end-fold entrances – storefront systems – sheets and panels – angles, bars, channels and stock lengths, REBCO offers the products you need to meet your specifications.



REBCO stocks the largest selection of architectural aluminum shapes in the New York Metropolitan area, and serves the glass industry from coast to coast!



Rebco's in Front!!!



Made in U.S.A. © 10/2014, REBCO, INC.
Design by L.E. Designers, Inc.

1171-1225 Madison Ave., P.O. Box 2248
Paterson, New Jersey 07509-2248
Outside NY/NJ: 800-777-0787

NJ: 973-684-0200
NY: 212-736-6435
FAX: 973-684-0118
WEB: www.REBCOinc.com